

**Submittal Data: 15RLS3  
Inverter Driven Heat Pump**

**15,000 BTU Wall Mount**

Job Name: \_\_\_\_\_

Date: \_\_\_\_\_

Location: \_\_\_\_\_

Approval: \_\_\_\_\_

Engineer: \_\_\_\_\_

Construction: \_\_\_\_\_

Submitted to: \_\_\_\_\_

Unit #: \_\_\_\_\_

Submitted by: \_\_\_\_\_

Drawing #: \_\_\_\_\_

Reference: \_\_\_\_\_

**General Features**

- Wired or wireless remote
- Energy saving program
- High performance heating
- Sleep timer
- 24-hour timer
- Weekly timer
- Dry mode
- Powerful mode
- Energy Star Rated
- Standard Warranty: 5 years parts, 7 years compressor. Applies to systems purchased before June 1<sup>st</sup> 2015\*
- Extended Warranty: 10 years parts, 10 years compressor. Systems that have been installed on or after June 1<sup>st</sup> 2015 by licensed contractors and the online Product Registration has been submitted.\*\*
- Elite Contractor Extended Warranty: 12 years parts, 12 years compressor. Systems that have been installed on or after June 1<sup>st</sup> 2015 by contractors who have met requirements and have been approved for elite contractor status plus, the online Product Registration has been submitted.\*\*\*

**Model Information**

Condenser..... AOU15RLS3  
Evaporator..... ASU15RLS3

**Electrical**..... 208/230V AC 1ph-60Hz  
Available Voltage Range..... 208/230 +/- 10%  
Minimum Circuit Ampacity..... 17.2 A  
Max Fuse Size..... 20A  
Max Starting Current..... 5.2 A

**Input Power**

Cooling..... 1.04 kW  
Heating..... 1.15 kW

**Running Current**

Cooling..... 4.8 A  
Heating..... 5.2 A

**Capacity**

Nominal Cooling..... 14,500 Btu/h  
Min-Max Cooling..... 3,100-18,400 Btu/h  
Nominal Heating..... 18,000 Btu/h  
Min-Max Heating..... 3,100-23,900 Btu/h

**Compressor**

Motor Output..... Rotary (inv x1) 1,000 W  
Refrigerant..... R410a  
Charge..... 3 lbs. 1 oz  
Oil..... FREOL a68SZ

**Fan Motor**

(Condenser) Type: DC ..... Propeller x 1  
(Condenser) Motor Output..... 49 W  
(Evaporator) Type: DC..... Cross flow fan x1  
(Evaporator) Motor Output..... 61 W

**Heat Exchanger** (Condenser (C) Evaporator (E))

Dimensions (H x W x D)  
Condenser..... 23-1/8 x 34-11/16 x 1-7/16 in. (588x881x36.4 mm)  
Evaporator..... Main 15-1/8 x 28-3/8 x 1-3/16 in. (384x720x30) Sub 3-5/16 x 28-3/8 x 1/2 in. (84x720x13.3 mm) 4-15/16 x 28-3/8 x 1/2 in. (126x720x13.3 mm)  
Fin Pitch..... 20 FPI (C) Main 21 FPI Sub 18 FPI (E)  
Rows x Stages..... 2 x 28 (C) Main 3 x 24 Sub 1 x 10 (E)  
Pipe Type (Material)..... Copper (C) Copper (E)  
Fin Type (Material)..... Aluminum (C) Aluminum (E)

Note: Specifications are based on the following conditions:  
Cooling: Indoor temperature of 80°F (26.7°C) DB/67°F (19.44°C) WB, and outdoor temperature of 95°F (35°C) DB/75°F (23.9°C) WB.  
Heating: Indoor temperature of 70°F (21.1°C) DB/59°F (15°C) WB, and outdoor temperature of 47°F (8.33°C) DB/43°F (6.11°C) WB.  
Pipe length: 24ft. (7.5m), Height difference: 0ft. (0m) (Outdoor unit – indoor unit)

**Operation Temperature Range**

Cooling..... 14°F (-10°C) to 115°F (46°C)  
Heating..... -5°F (-21°C) to 75°F (24°C)

**Efficiency**

SEER..... 25.3  
EER (cooling)..... 4.09 kW/kW  
COP (heating)..... 4.59kW/kW / 15.7 Btu/hW  
HSPF (heating)..... 13.4 Btu/hW

**Enclosure** (condenser)

Material..... Painted galvanized steel  
Color..... Beige (10 YR 7.5/1.0 NN)

**Sound Pressure Level**

Condenser..... 49 dB(A)  
Evaporator..... 45 dB(A)

**Dimensions**

H x W x D  
Condenser in. (mm)..... 24-1/2 (620) x 31-1/8 (790) x 11-7/16 (290)  
Evaporator in. (mm)..... 11-5/8 (295) x 37 (940) x 10-5/8 (270)

**Connection Pipe**

Liquid..... 1/4" / 6.35 mm Flare  
Gas..... 1/2" / 12.7 mm Flare  
Method (Liquid/Gas)..... Brazing  
Max Length (Pre-charge)..... 65 ft.(20 m) / (49 ft. {15 m})  
Max Height Difference..... 49 ft. (15 m)

**Weight**

Condenser..... 86 lbs. (39 kg)  
Evaporator..... 31 lbs. (14 kg)

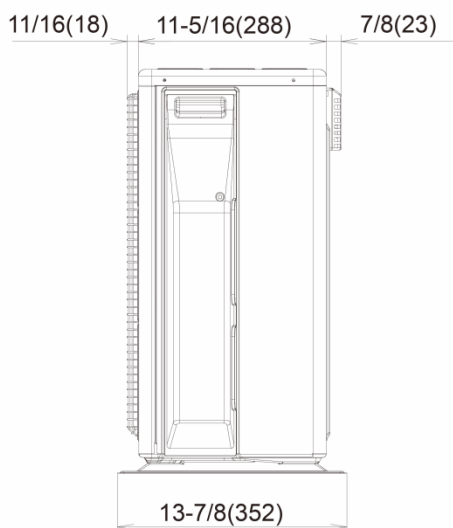
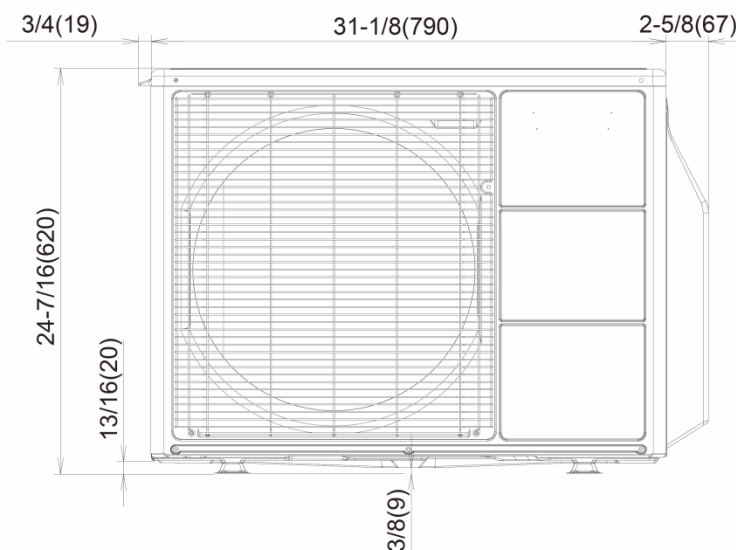
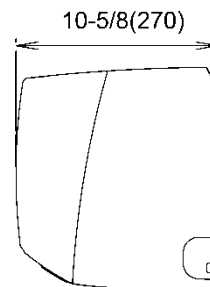
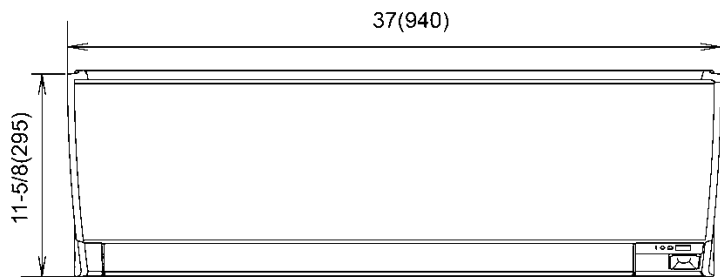
**Accessories**

Wired Remote Controller..... UTY-RVNUM  
Wired Remote Controller..... UTY-RNNUM  
Simple Remote Controller..... UTY-RSNUM  
Communication Kit..... UTY-TWBXF1  
External Connection Kit..... UTY-XWZZZ5



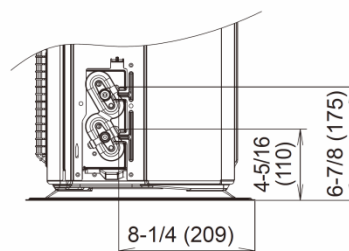
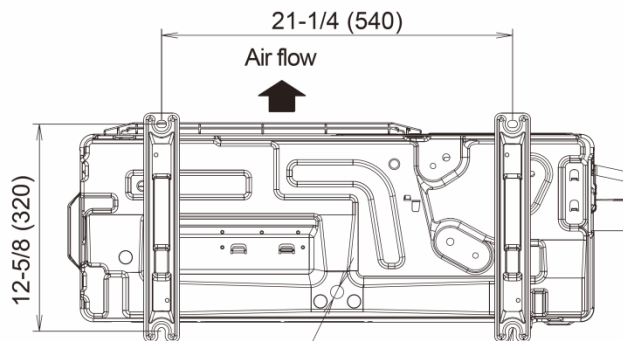
## Dimensions: 15RLS3

[Unit: in. (mm)]



Front view

Side view



Drain pipe  
mounting place  
( $\varnothing$ 13/16 (20))

4- $\varnothing$ 7/16 (11.3) hole

Bottom view