



## Product Specification

930091-0026

### HPA15 (60 Hz, Centrifugal)

Air Source Heat Pump  
For Water Heating

---

**General** - Colmac HPA heat pumps can be successfully applied wherever there is a need for large amounts of hot water and there is a source of warm air available. The Colmac HPA is best suited for supplying hot water in facilities where demands for hot water and space cooling are concurrent, or where there is a demand for hot water.

Apartments, Condominiums, Hotels, Hospitals, Dormitories, Restaurants, Nursing Homes, Laundries, Kitchens, Food Processing Plants, and Photographic Processing Plants located in warm climates are a few of the possible heat sources that can be utilized by the HPA heat pump.

Depending on the temperature of the waste heat source, the HPA can produce potable hot water for as little as 1/4 the energy used by a conventional boiler or electric resistance heater.

These packaged air source water heating pumps are factory wired, charged, and tested. Low operating noise levels, high capacity, high efficiency, and environmentally safe refrigerants are integrated into this new design.

---

#### General Specifications:

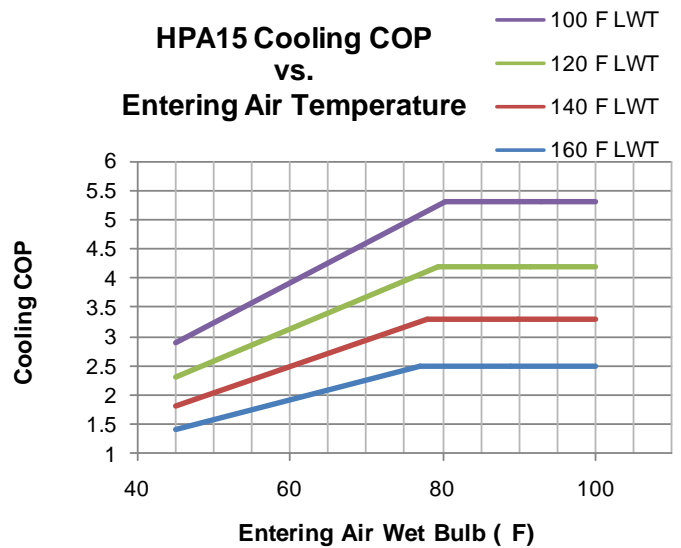
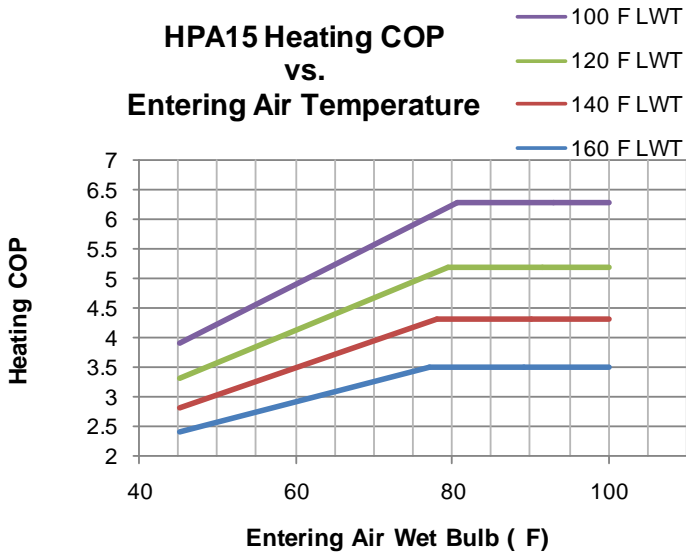
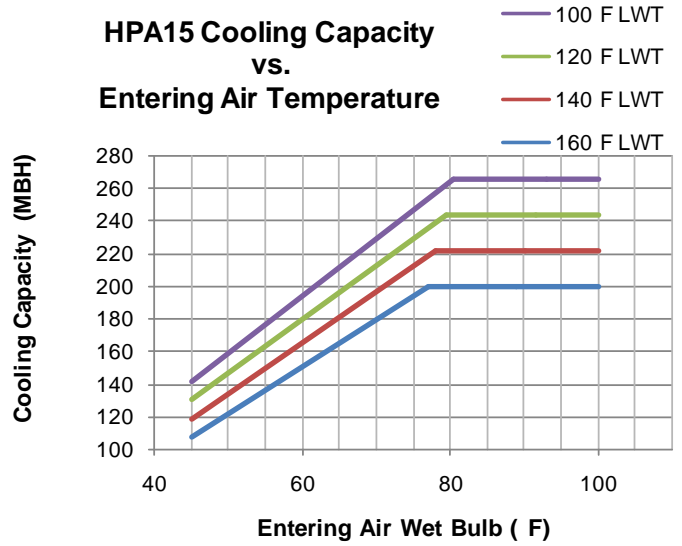
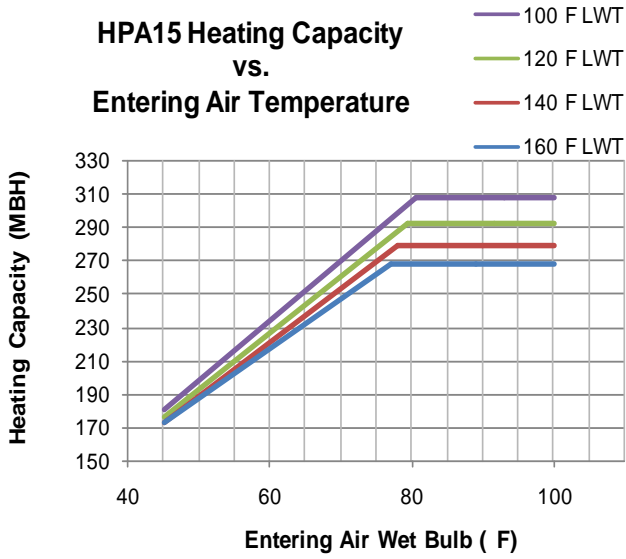
- Water Heating Capacity \*: 270 MBH
- Cooling Capacity \*: 215 MBH
- Heating COP \*: 4.2
- Cooling COP \*: 3.2

\* 70°F Potable Water Inlet, 140°F Potable Water Outlet, 75°F Entering Air Wet Bulb

#### Standard Features:

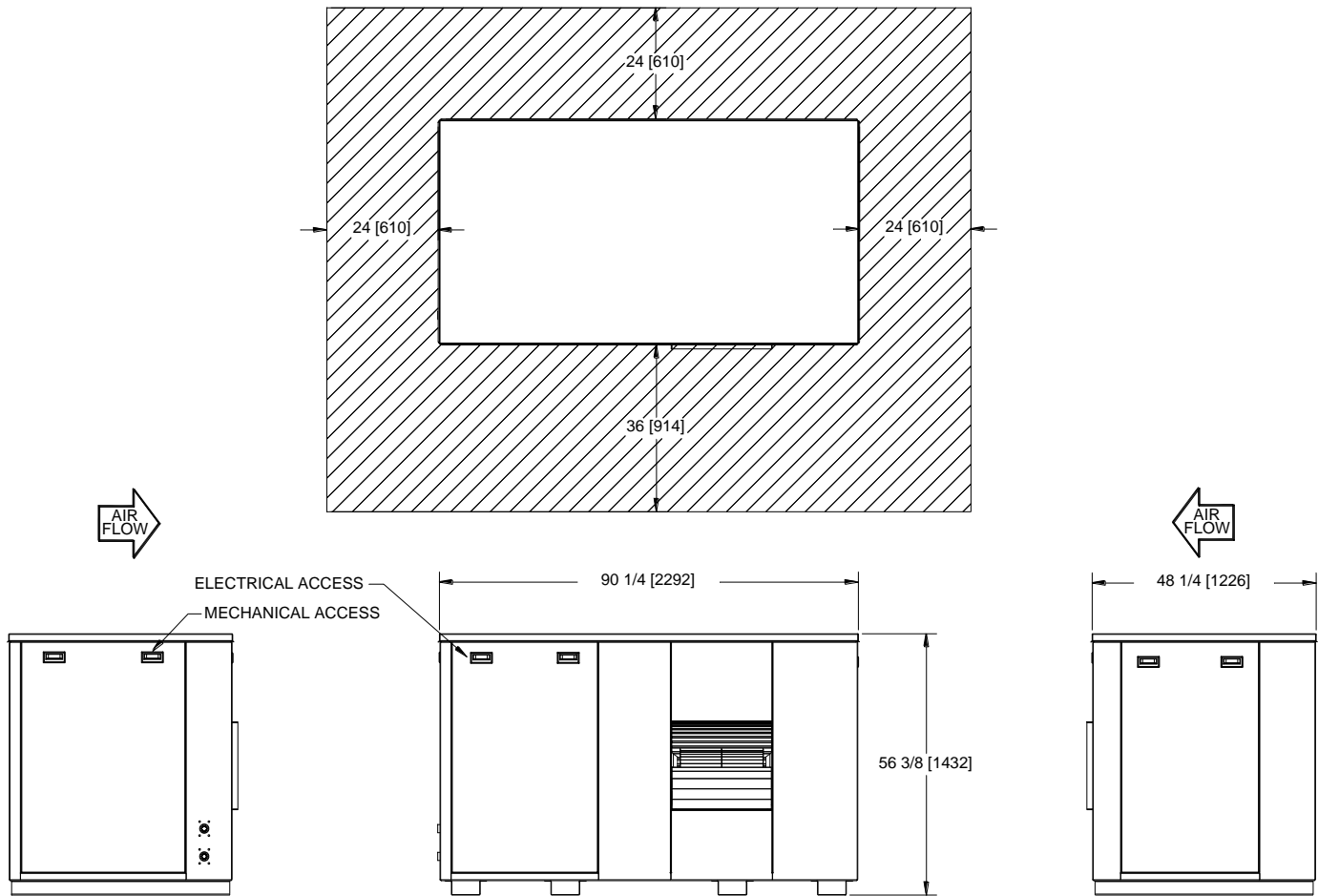
- Environmentally friendly R134a refrigerant.
  - Copeland scroll compressor.
  - Vented double wall, stainless steel, brazed plate condensers (potable water).
  - Adjustable TXV, moisture indicating sight glass, liquid line filter drier.
  - Bronze hot water circulating pump (potable water).
  - Electronic temperature control valve (e-TCV™)
  - Factory built and tested copper tube, aluminum fin evaporators.
  - Automatic controls include high and low pressure cutouts, compressor time delay relay, normal run and fault indicating lights, phase failure relay.
  - Fully enclosed cabinets are offered in mill finish aluminum, galvanized steel, 304 SST, and 316 SST.
-

Performance Data



Note: Based on entering potable water temperature of 70°F.

## Unit Dimensions



### Unit Weight

Dry Weight: 1800 Lbs.

### Electrical Data

Line Voltage	Rated Load Amps (RLA)	Locked Rotor Amps (LRA)
208-230/60/3	83.8 A	505 A
460/60/3	36.9 A	225 A



Colmac reserves the right to change product design and specifications without notice.

For more information on Colmac products call us at 1-800-926-5622 or visit us online at:

[WWW.COLMACWATERHEAT.COM](http://WWW.COLMACWATERHEAT.COM)

---